



SILVERHOOK LTD. OIL & LUBRICANT SPECIALISTS

Unit14, Bates Road, Harold Wood, Essex, England. RM3 OJH

Switchboard: 01708 340333 Fax: 01708 340654

E-mail: 333@silverhook.co.uk Web: www.silverhook.co.uk

TECHNICAL INFORMATION

Part No.: **BIG01**
Description: **BIGBOY Body Filler**

PRODUCTS

LIGHT – Light Filling Polyester Putty
Hardener for the Polyester Putty

PRODUCT DESCRIPTION

2-pack lightweight polyester putty for car repairs:

- ✓ Low density.
- ✓ Easy to mixing and apply.
- ✓ Exceptional sanding quality.

Color - Creamy.
Gloss Grade – Matt.
Density – 1,27 kg/l.

VOLATILE ORGANIC COMPOUNDS

VOC for the mixture = 115 [g/l]

The share of VOC is below 250 g/l. Due to that these products fulfill the EU directive (2004/42/EC) that sets the VOC value for this product category (IIB), as 250 g/l.

SUBSTRATES AND PREPARATION


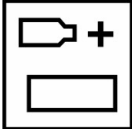



The product has very good adhesion to various substrates. It can be applied over:

- ✓ Bare steel and aluminum after flatting and degreasing.
- ✓ Zinc coated, galvanized steel after flatting and degreasing.
- ✓ Sanded glass fibre (GFK/GRP), polyester putties, works primers and existing coatings in good condition.
- ✓ Wood substrate after flatting and degreasing.

We recommend sandpaper with gradations: P80÷P120.

Caution: *Do not apply the putty directly on the reactive primers, 1-pack acrylic and nitrocellulose products.*

APPLICATION PROCESS

	USE Lightweight polyester putty for car repairs.
	Mixing ratio by weight Putty 100 parts Hardener 2 parts Stir thoroughly until achieving homogenous paste. Be careful not to create air inclusions.
	Layer thickness Putty can be applied in several thick coats. After each of them the product should dry through. Sand the coating before application of next coat. Pot life is 7÷8 minutes at 20°C
	Hardening time 22÷24 minutes at 20°C. Temperature below 20°C significantly increases the hardening time.
	Sanding - Coarse sanding (dry): P80÷P120, - Finishing sanding (dry): P120÷P240.

FURTHER WORKS

Polyester putties can be over coated with:

- ✓ 2-pack polyester putties.
- ✓ 2-pack polyester spraying fillers.
- ✓ 2-pack acryl fillers.
- ✓ 2-pack epoxy fillers.

GENERAL NOTES

- ✓ Excessive amounts of hardener will cause problems with bleaching of the topcoat!
- ✓ The rooms should be well ventilated.
- ✓ Tools should be washed directly after application.
- ✓ Use the efficient personal protection equipment during the 2K products application.
Protect
the eyes and air passages.

Caution: *To maintain safety, always follow the instructions given in the MSDS for the products.*

STORAGE

Store the product components in a sealed container, in dry and cool places, away from fire and heat sources, as well as direct sunlight.

Caution:

1. *Close the containers immediately after application*
2. *Protect the hardener from overheating!*

SHEL-LIFE

LIGHT Putty – 24 months from the Date of Manufacture.
Hardener for the polyester putty – 24 months from the Date of Manufacture.